

# veito

carbon infrared heaters - instant water heaters

# veito

carbon infrared heaters - instant water heaters

Veito is a world leading manufacturer of carbon infrared heaters. Veito heaters are a new modern and stylish heater that is economical to run, and are made using the latest carbon fiber technology. Veito Infrared Heaters are the perfect solution for your indoor and outdoor heating.

Veito is also manufacturer of instantaneous water heaters. You can experience unlimited instant hot water with various Veito water heaters. You can use hot water in the bathroom and/or in the kitchen.

[www.veito.com](http://www.veito.com)

## carbon infrared heaters

### wall mounted

Aero .....	09
Blade S .....	11
Blade .....	13
CH2500 RW .....	15
CH2500 TW .....	17

### free standing

CH1800 RE .....	21
CH1800 XE .....	23
CH1200 LT .....	25

## instant water heaters

### three phase

Blue S .....	31
Blue .....	33

### single phase

Flow S .....	37
Flow .....	39
V1200 .....	41
V1100 .....	43

# carbon

infrared heaters



**High performance.**

Reduced light.

Veito carbon infrared heaters provide comfortable heat with reduced light. Which means, you can use them to heat indoor and outdoor spaces. A groundbreaking carbon infrared bulb. Longer bulb life. Faster infrared heat. Reduced glare. Together, these features take veito carbon infrared heaters to a new level of performance.


For web page...




Scan "QR Code" above  
with your smart phone  
or tablet. Use "QR Reader".



**aero**  
page 09



**blade s**  
page 11



**blade**  
page 03



**CH2500 TW**  
page 15



**CH2500 RW**  
page 07

# wall mounted



# Aero



wall  
mounted

## **Aero** carbon infrared heater



**IP44 weatherproof design**  
**One powerful heater**  
**2500W**

Aero is made from highly recyclable materials like aluminum and glass. It is a stylish heater for outdoor lovers. Every component in the Aero heater is optimized for performance. That includes the veito carbon tube producing mid-wave infrared heat. We built everything around extruded aluminum designed to maximize thermal capacity. The Aero heater can be installed on a wall or hanged on a ceiling. It is engineered as a robust indoor-outdoor heater. The Aero has IP44 weatherproof design, which means you can use it for Patios, Terraces, Smoking Areas, Conservatories, Restaurants, Hotels, Bathrooms, Garages, Workshops, Factories, Warehouses and many more.

<b>Height:</b>	208 mm
<b>Width:</b>	700 mm
<b>Depth:</b>	52 mm
<b>Line voltage:</b>	220-240V AC
<b>Frequency:</b>	50/60Hz, single phase
<b>Maximum power:</b>	2500W
<b>IP rating:</b>	IP44


For web page...



Scan "QR Code" above  
with your smart phone  
or tablet. Use "QR Reader".



# Blade S



wall  
mounted

## Blade S carbon infrared heater



IP55 weatherproof design  
with remote control  
2500W

Every component in the Blade S heater is optimized for performance. That includes the veito carbon tube producing mid-wave infrared heat. We built everything around extruded aluminum designed to maximize thermal capacity. We designed the Blade S heater with built-in remote control. It is simple and elegant – and also astonishingly quiet. You can set the heating power, adjust the thermostat or set the sleep timer by using the remote controller. The Blade S has IP55 weatherproof design, which means you can use it for Patios, Terraces, Smoking Areas, Conservatories, Restaurants, Hotels, Bathrooms, Garages, Workshops, Factories, Warehouses and many more.

Height:	130 mm
Width:	900 mm
Depth:	90 mm
Line voltage:	220-240V AC
Frequency:	50/60Hz, single phase
Maximum power:	2500W
Power settings:	1000W/1500W/2000W/2500W Four steps
IP rating:	IP55


For web page...



Scan "QR Code" above  
with your smart phone  
or tablet. Use "QR Reader".



# Blade



wall  
mounted

## Blade

carbon infrared heater



IP55 weatherproof design  
with remote control  
2000W

Every component in the Blade heater is optimized for performance. That includes the veito carbon tube producing mid-wave infrared heat. We built everything around extruded aluminum designed to maximize thermal capacity. We designed the Blade heater with built-in remote control. It is simple and elegant – and also astonishingly quiet. You can set the heating power, adjust the thermostat or set the sleep timer by using the remote controller. The Blade has IP55 weatherproof design, which means you can use it for Patios, Terraces, Smoking Areas, Conservatories, Restaurants, Hotels, Bathrooms, Garages, Workshops, Factories, Warehouses and many more.

Height:	130 mm
Width:	900 mm
Depth:	90 mm
Line voltage:	220-240V AC
Frequency:	50/60Hz, single phase
Maximum power:	2000W
Power settings:	800W/1200W/1600W/2000W Four steps
IP rating:	IP55


For web page...



Scan "QR Code" above  
with your smart phone  
or tablet. Use "QR Reader".



# CH2500RW



wall  
mounted

## CH2500 RW

carbon infrared heater

With remote control  
2500W

Veito CH2500 RW heater is the heavy duty industrial model, it comes with wall fixing brackets and it has a modern look. It does not occupy unnecessary place with its suitable ergonomic design for narrow spaces.

Heating capacity can be set to 4 different levels 1000W-1500W-2000W-2500W. When the heater is knocked over it will automatically shut down.


### Remote Control

With the periscopic remote control, it can be controlled from a long distance, wide course and all existing functions and settings can be controlled. The functions are the regulation of the heating levels, activating and setting of the timer function and the activation and setting of the automatic temperature control.

Height:	170 mm
Width:	925 mm
Depth:	80 mm
Line voltage:	220-240V AC
Frequency:	50/60Hz, single phase
Maximum power:	2500W
Power settings:	1000W/1500W/2000W/2500W
	Four steps



# CH2500TW



wall  
mounted

## CH2500 TW

carbon infrared heater

Manual control  
2500W

Veito CH2500 TW heater is the heavy duty industrial model, it comes with wall fixing brackets and it has a modern look. It does not occupy unnecessary place with its suitable ergonomic design for narrow spaces.

Heating capacity can be set to 2 different levels 1250W-2500W. The heater can be used as both horizontal and vertical.

The CH2500 TW has a control panel, which is a rotary switch. This switch sets the heat levels of CH2500 TW, when the user turns the switch to the right. When the switch is turned back into starting position, then the heater will be shut down.

Height:	170 mm
Width:	925 mm
Depth:	80 mm
Line voltage:	220-240V AC
Frequency:	50/60Hz, single phase
Maximum power:	2500W
Power settings:	1250W/2500W Two steps

# free standing

For web page...



Scan "QR Code" above  
with your smart phone  
or tablet. Use "QR Reader".



CH1800 XE  
page 23

CH1800 RE  
page 21

CH1200 LT  
page 25



# CH1800RE



free  
standing

## CH1800 RE

carbon infrared heater



Adjustable height  
With remote control  
1700W

Heat your room in seconds. With the light aluminum body and built in carry handle, it can be easily carried to different rooms. We designed the CH1800 RE with built-in remote control. It is simple and elegant – and also astonishingly quiet. You can set the heating power, adjust the thermostat or set the sleep timer by using the remote controller. Automatic temperature control regulates power consumption based on your set temperature and eliminates annoying hot and cold cycles.

Height:	1290 mm
Width:	400 mm
Depth:	400 mm
Height adjustment:	850-1290 mm
Line voltage:	220-240V AC
Frequency:	50/60Hz, single phase
Maximum power:	1700W
Power settings:	800W/1100W/1400W/1700W
	Four steps

For web page...



Scan "QR Code" above  
with your smart phone  
or tablet. Use "QR Reader".



# CH1800XE



free  
standing

## CH1800 XE

carbon infrared heater



Simple to use  
Easy to carry  
1700W

With the light aluminum body and built in carry handle, CH1800 XE can be easily carried to different rooms. You can set the heating power to two different levels by using the knob on the device. Adjustable height provides convenience to environment and efficient usage. It is equipped with tip over switch. Should the heater be accidentally knocked over it will automatically shut down. Just switch it on and enjoy the comfortable heat.

Height:	1290 mm
Width:	400 mm
Depth:	400 mm
Height adjustment:	850-1290 mm
Line voltage:	220-240V AC
Frequency:	50/60Hz, single phase
Maximum power:	1700W
Power settings:	900W/1700W
	Two steps

For web page...



Scan "QR Code" above with your smart phone or tablet. Use "QR Reader".



# CH1200LT



free  
standing

## CH1200 LT

carbon infrared heater



Small on size.  
Big on performance.  
1200W

With the light aluminum body and built in carry handle, CH1200 LT can be easily carried to different rooms. With its compact dimensions, CH1200 LT can be used anywhere. You can set the heating power to two different levels by using the knob on the device. It is equipped with tip over switch. Should the heater be accidentally knocked over it will automatically shut down. Just switch it on and enjoy the comfortable heat.

Height:	690 mm
Width:	300 mm
Depth:	300 mm
Line voltage:	220-240V AC
Frequency:	50/60Hz, single phase
Maximum power:	1200W
Power settings:	600W/1200W
	Two steps

For web page...



Scan "QR Code" above  
with your smart phone  
or tablet. Use "QR Reader".

# instant

water heaters

**Hot water is ready.**

All day long.

Veito powerful water heaters provide unlimited instant hot water whenever you want. They are simple to install and easy to use. Just open the tap and enjoy endless hot water.





# three phase

For web page...



Scan "QR Code" above  
with your smart phone  
or tablet. Use "QR Reader".



**Blue S**  
page 31



**Blue**  
page 33

# Blue S



three  
phase

## Blue S

Instant water heater



Central system  
Electronically controlled  
21kW

Making powerful things simple requires some seriously advanced technologies. Every component in the Blue S is optimized for performance. Each component has been rethought, from the heating element to the knob. The result is more than just a new water heater. It has an impressive capacity to provide hot water you need everyday. You can adjust the water temperature from 20°C to 60°C by using the knob on the device. A built-in sensor detects changes in water temperature and adjusts the heating power automatically.

<b>Height:</b>	450 mm
<b>Width:</b>	245 mm
<b>Depth:</b>	95 mm
<b>Line voltage:</b>	400V AC
<b>Frequency:</b>	50/60Hz, three phase
<b>Maximum power:</b>	18kW/21kW
<b>Temperature adjustment:</b>	20-60°C, with 0,5°C steps
<b>Rating pressure:</b>	1 MPa (10bar), closed outlet
<b>Minimum water pressure:</b>	0.25 bar
<b>IP rating:</b>	IP25
<b>Energy efficiency class:</b>	A



# Blue



three  
phase

## Blue

### Instant water heater

Central system  
Hydraulically controlled  
18kW

Blue has been engineered from the ground up for efficient performance. It is designed to install effortlessly in your house. It provides hot water to the shower, kitchen or anywhere you need. The heating elements in Blue are not only designed with enormous attention to detail, but are also assembled with extreme precision and care. We carefully place the heating elements so that not a single millimeter of space is wasted. You can set the heating power to two different levels by using the knob on the device.

<b>Height:</b>	450 mm
<b>Width:</b>	245 mm
<b>Depth:</b>	95 mm
<b>Line voltage:</b>	400V AC
<b>Frequency:</b>	50/60Hz, three phase
<b>Maximum power:</b>	18kW
<b>Power settings:</b>	13kW/18kW, two steps
<b>Rating pressure:</b>	1 MPa (10bar), closed outlet
<b>Minimum water pressure:</b>	1.5 bar
<b>IP rating:</b>	IP25
<b>Energy efficiency class:</b>	A

For web page...



Scan "QR Code" above with your smart phone or tablet. Use "QR Reader".

# single phase

For web page...



Scan "QR Code" above  
with your smart phone  
or tablet. Use "QR Reader".



**V1200**  
page 41



**Flow S**  
page 37



**V1100**  
page 43




# Flow S



single  
phase

## Flow S

Instant water heater



Small on size.  
Big on performance.

Every component in Flow S is optimized for performance. There is an unprecedented amount of power in an unthinkable amount of space. It is equipped with three powerful heating elements. So you can set the heating power to three different levels by using the knob on the device. It provides hot water to the shower, kitchen or anywhere you need. With its compact dimensions, Flow S can be installed anywhere. You almost forget it's there.

<b>Height:</b>	370 mm
<b>Width:</b>	235 mm
<b>Depth:</b>	94 mm
<b>Line voltage:</b>	220-240V AC
<b>Frequency:</b>	50/60Hz, single phase
<b>Maximum power:</b>	9kW
<b>Power selection:</b>	3kW/6kW/9kW three steps
<b>Rating settings:</b>	1 MPa (10 bar), closed outlet
<b>Minimum water pressure:</b>	1 bar
<b>IP rating:</b>	IP25
<b>Energy efficiency class:</b>	A

For web page...



Scan "QR Code" above  
with your smart phone  
or tablet. Use "QR Reader".

# Flow



single  
phase

## Flow

Instant water heater



The only water heater you'll ever need.

Flow has been engineered to work better, more intuitively and more efficiently. It is equipped with three powerful heating elements. So you can set the heating power to three different levels by using the knob on the device. It provides hot water to the shower, kitchen or anywhere you need. With its compact dimensions, Flow can be installed anywhere. You almost forget it's there.

Height:	370 mm
Width:	235 mm
Depth:	94 mm
Line voltage:	220-240V AC
Frequency:	50/60Hz, single phase
Maximum power:	7.5kW
Power selection:	2.5kW/5kW/7.5kW three steps
Rating settings:	1 MPa (10 bar), closed outlet
Minimum water pressure:	1 bar
IP rating:	IP25
Energy efficiency class:	A

For web page...



Scan "QR Code" above with your smart phone or tablet. Use "QR Reader".



# V1200



## V1200

### Instant water heater

A better shower experience  
with adjustable shower set.

V1200 provides unlimited instant hot water whenever you need. It is simple to install and easy to use. You can set the heating power to three different levels and adjust the water flow by using the knobs on the device. With its compact dimensions, V1200 can be installed anywhere.

<b>Height:</b>	350 mm
<b>Width:</b>	250 mm
<b>Depth:</b>	120 mm
<b>Line voltage:</b>	220-240V AC
<b>Frequency:</b>	50/60Hz, single phase
<b>Maximum power:</b>	7.25kW
<b>Power selection:</b>	3kW/4.25kW/7.25kW three steps
<b>Rating settings:</b>	1 MPa (10 bar), closed outlet
<b>Minimum water pressure:</b>	1 bar
<b>IP rating:</b>	IP25
<b>Energy efficiency class:</b>	A

For web page...



Scan "QR Code" above  
with your smart phone  
or tablet. Use "QR Reader".

# V1100



## V1100

### Instant water heater

Designed to fit anywhere.

V1100 provides unlimited instant hot water whenever you need. It is simple to install and easy to use. You can set the heating power to three different levels by using the knob on the device. With its compact dimensions, V1100 can be installed anywhere.

<b>Height:</b>	350 mm
<b>Width:</b>	250 mm
<b>Depth:</b>	110 mm
<b>Line voltage:</b>	220-240V AC
<b>Frequency:</b>	50/60Hz, single phase
<b>Maximum power:</b>	7.25kW
<b>Power selection:</b>	3kW/4.25kW/7.25kW three steps
<b>Rating settings:</b>	1 MPa (10 bar), closed outlet
<b>Minimum water pressure:</b>	1 bar
<b>IP rating:</b>	IP25
<b>Energy efficiency class:</b>	A



[www.veito.com](http://www.veito.com)